

High power LED wall washer

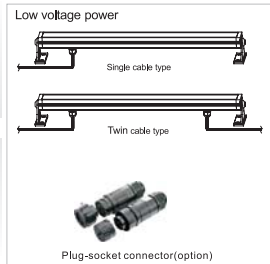
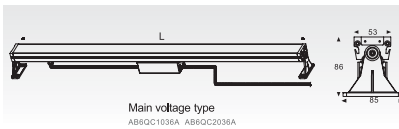



Bracket angle is random



Specifications

| | |
|-----------------------|--------------------------------------------------------------------------------------------------|
| Housing | Extruded aluminum, powder coated |
| Bracket | 12° Die-casting powder coated aluminum |
| Glass | Tempered glass, T=3mm |
| Lens | Optical lens, efficiency ≥ 85% |
| Cable gland | PVC IP-68 PG-9 |
| Gasket | Glass and housing are silicone sealed |
| LED | Single color 3535 SMD power LED |
| | Multi color TO power LED |
| Operating temperature | -20°C ~ 40°C |
| Power cable | 120/240V: H05RN-F 3 × 1.0mm² L=0.5M RGB 24VDC: H05RN-F 5 × 0.75mm² L=0.5M |



| Item No. | Light source | The manufacturer selected lens | Degree (°) | Length L(mm) | Input voltage(V) | Typical operating current(mA) | Typical consumption(W) | Typical luminance (lm) | IK rate |
|------------|---------------------------|--------------------------------|------------|--------------|------------------|-------------------------------|------------------------|------------------------------------|---------|
| AB6QB1036A | 10 × 2W CREE Single color | B13 | 20 | 500 | 24VDC | 1080 | 26 | Cool white=1100 Warm white=829 | 05 |
| AB6QB1018A | 10 × 2W RGB 3in1 | B4 | 30 | 500 | 24VDC | R=400 G=500 B=500 | 33.6 | 479 | 05 |
| AB6QB2036A | 20 × 2W CREE Single color | B13 | 20 | 1000 | 24VDC | 2160 | 52 | Cool white=2072 Warm white=1658 | 05 |
| AB6QB2018A | 20 × 2W RGB 3in1 | B4 | 30 | 1000 | 24VDC | R=800 G=1000 B=1000 | 67.2 | 956 | 05 |
| AB6QC1036A | 10 × 2W CREE Single color | B13 | 20 | 500 | 120/240 | 120V=253 240V=150 | 120V=30 240V=30 | Cool white=1100 Warm white=829 | 05 |
| AB6QC2036A | 20 × 2W Single color | B13 | 20 | 1000 | 120/240 | 120V=474 240V=250 | 120V=66 240V=66 | Cool white=2072 Warm white=1658 | 05 |